





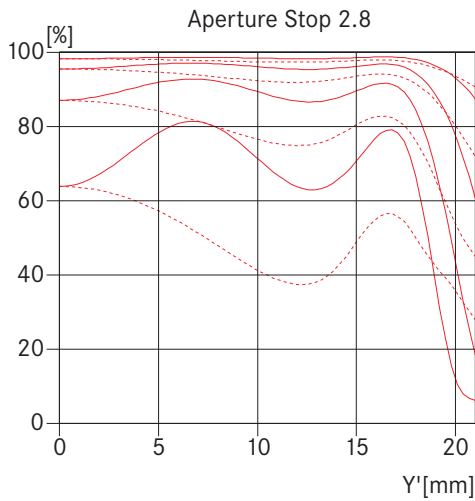
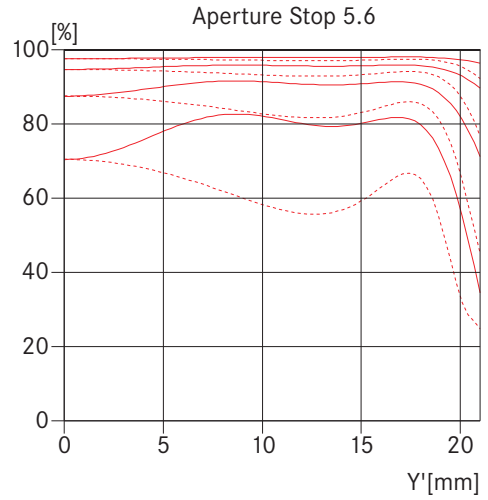
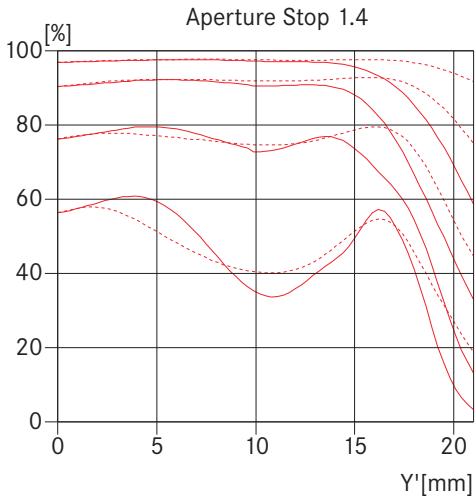
— Engineering drawing

**Technical Data**

<b>Angle of view (diagonal, horizontal, vertical)</b>	47°, 40°, 27°
<b>Optical design</b>	<b>Number of elements / groups:</b> 8 / 5 <b>Focal length:</b> 51.6 mm <b>Entrance pupil:</b> 25.7 mm (related to the first lens surface in light direction) <b>Focusing range:</b> 0.7 m to Infinity
<b>Distance setting</b>	<b>Scale:</b> combined meter/feet-increments <b>Smallest object field:</b> 271 x 407 mm <b>Highest reproduction ratio:</b> 1:11.3
<b>Diaphragm</b>	<b>Setting / Type:</b> Preset, with click-stops, half values available <b>Smallest aperture:</b> f/16
<b>Bayonet</b>	Leica M quick-change bayonet
<b>Filter (type)</b>	Internal thread for screw-on filters size E46, non-rotating
<b>Lens hood</b>	Built-in, telescopic, lockable
<b>Dimensions and weight</b>	<b>Length:</b> 52.5 mm <b>Largest diameter:</b> 53.5 mm <b>Weight:</b> approx. 335 g



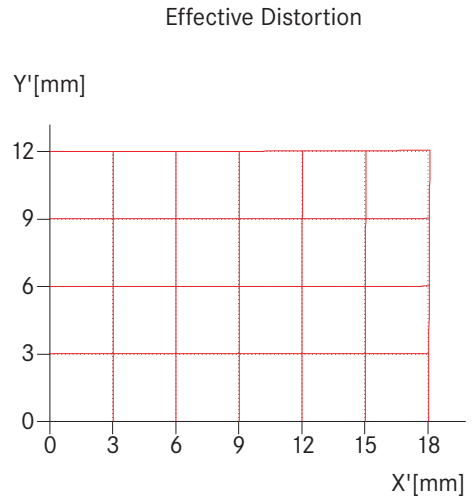
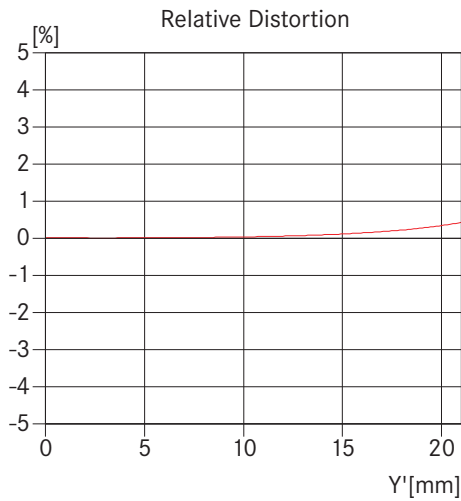
— MTF graphs



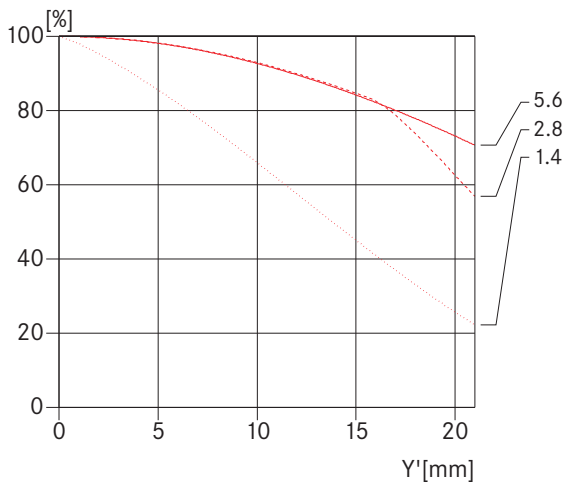
The MTF is indicated both at full aperture and at f/5.6 at long taking distances (infinity). Shown is the contrast in percentage for 5, 10, 20 and 40 lp/mm across the height of the 35 mm film format, for tangential (dotted line) and sagittal (solid line) structures, in white light. The 5 and 10 lp/mm will give an indication regarding the contrast ratio for large object structures. The 20 and 40 lp/mm records the resolution of finer and finest object structures.

- sagittal structures
- - - tangential structures

— Distortion



— Vignetting



Distortion is the deviation of the real image height (in the picture) from the ideal image height. The relative distortion is the percentage deviation. The ideal image height results from the object height and the magnification. The image height of 21.6mm is the radial distance between the edge and the middle of the image field for the format 24mm x 36mm. The graph of the effective distortion illustrates the appearance of straight horizontal and vertical lines in the picture.

Vignetting is a continuous decrease of the illumination to the edges of the image field. The graph shows the percentage lost of illumination over the image height. 100% means no vignetting.



— Depth of field table

Distance Setting [m]	Aperture Stop								Magnification
	1,4	2	2,8	4	5,6	8	11	16	
0,7	0,693 - 0,708	0,690 - 0,710	0,686 - 0,715	0,680 - 0,721	0,673 - 0,730	0,661 - 0,744	0,648 - 0,762	0,627 - 0,794	1/11,3
0,8	0,790 - 0,810	0,787 - 0,814	0,781 - 0,820	0,774 - 0,828	0,764 - 0,840	0,749 - 0,859	0,732 - 0,884	0,704 - 0,929	1/13,3
1	0,984 - 1,016	0,978 - 1,023	0,970 - 1,032	0,958 - 1,046	0,942 - 1,066	0,919 - 1,098	0,892 - 1,140	0,851 - 1,218	1/17,2
1,2	1,177 - 1,224	1,168 - 1,233	1,156 - 1,247	1,138 - 1,269	1,116 - 1,299	1,083 - 1,347	1,045 - 1,412	0,988 - 1,537	1/21,0
1,5	1,463 - 1,539	1,450 - 1,554	1,431 - 1,576	1,403 - 1,612	1,368 - 1,661	1,319 - 1,742	1,262 - 1,855	1,178 - 2,081	1/26,9
2	1,934 - 2,070	1,910 - 2,099	1,877 - 2,141	1,829 - 2,208	1,768 - 2,304	1,685 - 2,466	1,591 - 2,704	1,458 - 3,225	1/36,6
3	2,852 - 3,164	2,799 - 3,232	2,726 - 3,336	2,624 - 3,505	2,499 - 3,759	2,333 - 4,218	2,155 - 4,983	1,912 - 7,154	1/56,0
5	4,598 - 5,480	4,459 - 5,693	4,274 - 6,027	4,024 - 6,611	3,734 - 7,593	3,370 - 9,776	3,005 - 15,29	2,548 - 278,8	1/94,8
∞	56,14 - ∞	40,33 - ∞	28,82 - ∞	20,19 - ∞	14,44 - ∞	10,12 - ∞	7,375 - ∞	5,087 - ∞	1/∞

